

BULLETIN

Waterproofing Requirements

(02/15)

A Dal-Seal® TS single sheet waterproofing membrane shall be installed beneath the finished flooring and above the concrete floor and extend up all adjacent walls 6" at all toilet rooms and in all other areas that contain floor penetrations or that may be exposed to liquids in all Tenant spaces throughout the mall that are not cast-in-place on compacted fill (on grade).



Apply Bonding Agent (latex modified thin-set).



Embed TS with Roller.



Install Tile by a Thin-Bed Method.

Flooring Membrane Accessories:

All drains must be accessible and have cleanouts.

Use NobleFlex Drain Flashing when drain clamping ring is below the finished floor.

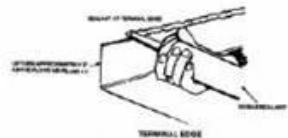
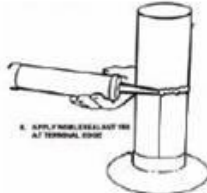
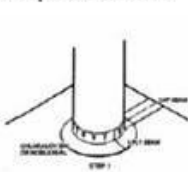


NobleFlex
Drain Flashing



Inside & Outside/Dam Corners

The Tenant shall sleeve, firestop, flash and caulk all penetrations so as to provide an adequate seal. Examples shown:



Each waterproofed space must undergo an on-site, four hour flood test to be witnessed by the Landlord.

The Mills at Jersey Gardens
Elizabeth, NJ